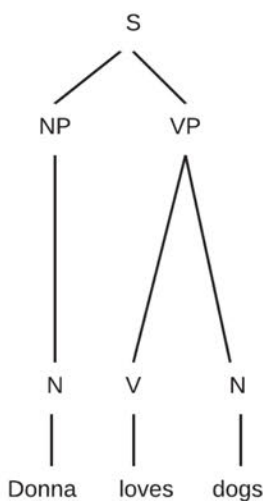
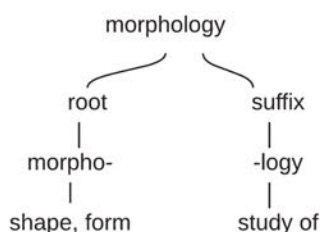


LYN STONE

LANGUAGE for Life

Where linguistics meets teaching



Foreword by John Hattie

A **David Fulton** Book



Language for Life

We all recognise how important first impressions are, something often formed by how well we speak and write. *Language for Life* shows how language can be mastered by children and how what they have learned can be carried throughout their lives.

This indispensable guidebook for teachers, arms pupils with the mental skill of thinking about language. This in turn helps children learn much more easily from the language around them. This book delivers explicit, step-by-step English language instruction via lessons in syntax, grammar, morphology, etymology and punctuation. *Language for Life* is a proven programme that is built upon years of experience. Lyn Stone's pragmatic and modern approach is supported by feedback from teachers and pupils who have attended her numerous classes and workshops.

Language for Life turns important research findings into evidence-based, effective classroom practice. This book helps teachers:

- learn more about language structure
- guide the development of skills enabling pupils to write accurately and in increasing volume
- support the emergence of clear and organised thinking for writing
- help pupils reach their full potential as readers and writers.

Brimming with vital information suitable for both basic and advanced-level students, this book is an essential tool for all teachers wishing to give their pupils the best preparation possible to meet the demands of the modern world. Photocopiable worksheets throughout the book put teachers in the position of linguistic expert, guiding pupils through an enriching journey of language discovery and creativity.

Lyn Stone is a linguist and literacy and language specialist. She is the Clinical Director of Lifelong Literacy and is currently based in Victoria, Australia.

This page intentionally left blank

Language for Life

Where linguistics meets teaching

Lyn Stone

First published 2016
by Routledge
2 Park Square, Milton Park, Abingdon, Oxon OX14 4RN

and by Routledge
711 Third Avenue, New York, NY 10017

Routledge is an imprint of the Taylor & Francis Group, an informa business

© 2016 L. Stone

The right of Lyn Stone to be identified as author of this work has been asserted by her in accordance with sections 77 and 78 of the Copyright, Designs and Patents Act 1988.

All rights reserved. The purchase of this copyright material confers the right on the purchasing institution to photocopy pages that bear the photocopy icon and copyright line at the bottom of the page. No other parts of this book may be reprinted or reproduced or utilised in any form or by any electronic, mechanical or other means, now known or hereafter invented, including photocopying and recording, or in any information storage or retrieval system, without permission in writing from the publishers.

Trademark notice: Product or corporate names may be trademarks or registered trademarks, and are used only for identification and explanation without intent to infringe.

British Library Cataloguing-in-Publication Data

A catalogue record for this book is available from the British Library

Library of Congress Cataloging in Publication Data

Stone, Lyn, 1971– author.

Language for life: where linguistics meets teaching/Lyn Stone.

pages cm

Includes bibliographical references.

1. Language awareness. 2. Language awareness in children. 3. Applied linguistics—Study and teaching. 4. Language acquisition—Age factors. 5. Language acquisition—Research—Methodology. 6. Language and education. I. Title.

P120.L34S76 2016

401'.9—dc23

2015011717

ISBN: 978-1-138-89902-5 (hbk)

ISBN: 978-1-138-89930-8 (pbk)

ISBN: 978-1-315-70818-8 (ebk)

Typeset in Helvetica

by Florence Production Ltd, Stoodleigh, Devon

For my friends

This page intentionally left blank

Contents

<i>List of figures and tables</i>	<i>xii</i>
<i>Acknowledgements</i>	<i>xv</i>
<i>Foreword by John Hattie</i>	<i>xvii</i>
<i>Introduction</i>	<i>xix</i>
Part I Grammar for Life	1
Introduction	2
The Universals	8
1 Nouns	11
Noun facts	11
Activities	12
Nouns worksheet	17
Nouns worksheet notes	19
2 Determiners	20
Activities	22
3 Pronouns	23
Activities	24
Pronouns worksheet	28
Pronouns worksheet notes	29
Extension activities	30
Relative pronouns worksheet	32
Interrogative pronouns worksheet	33
Demonstrative pronouns	34
Indefinite pronouns worksheet	35
4 Verbs	37
Activities	39
Verbs worksheet	46
Verbs worksheet notes	49
Extension activities	49

viii *Contents*

5	Agreement	52
	Activities	53
	Agreement worksheet	58
	Agreement worksheet notes	59
	Extension activities	60
6	Tense	62
	Verb facts	62
	Activities	63
	Tense worksheet	67
	Parts of speech progress check 1	69
7	Adjectives	70
	Adjective facts	70
	Activities	73
	Adjectives worksheet	76
	Adjectives worksheet notes	78
8	Adverbs	79
	Adverbs worksheet	84
	Adverbs worksheet notes	87
	Parts of speech progress check 2	88
9	Prepositions	89
	Activities	90
	Prepositions worksheet	95
	Prepositions worksheet notes	99
	Extension activity 9.1 – Complex prepositions	101
	Extension activity 9.2 – Preposition environment	101
10	Conjunctions	102
	Activities	103
	Conjunctions worksheet	107
	Parts of speech final progress check	110
11	Phrases	112
	Activities	116
	Phrases worksheet	124
	Phrases worksheet notes	126

12	Clauses	129
	Activities	131
	Clauses worksheet	135
	Clauses worksheet notes	137
Part II: Dictionaries		139
13	How to start using a dictionary	143
	Discovering the dictionary parts	145
	Dictionary worksheet	151
	Dictionary worksheet notes	154
Part III: Morphology for Life		157
14	Prefixes	159
	Prefixes worksheet	160
	Prefixes worksheet notes	162
	Conclusion	163
15	Suffixes	164
	Activities	164
	Suffixes worksheet	171
	Suffixes worksheet notes	174
16	Root words	175
	Activities	175
	List of hybrid words from Greek and Latin morphemes	178
	List of hybrid words from a mixture of languages	178
	Portmanteau words	179
	Root words worksheet	180
	Root words worksheet notes	181
Part IV: Punctuation for Life		183
17	Punctuation activities	185
	Activity 17.1—The terminators	188
	The separators	190

x *Contents*

The joiners	193
The indicators	194
Unusual punctuation marks	195

Part V: Information for teachers **197**

18 Language and literacy	199
What is literacy?	199
Language in context	204
19 Language impairment	208
Dyslexia: a case study	209
Auditory processing disorder: a case study	215
Conclusion	216
Notes	217
20 Language change	218
Prescriptivism	218
Texting	224
Descriptivism	225
Note	225
21 Language myths	226
Myths about language as a whole	227
Myths about particular points of grammar	228
22 Redundancy	232
23 Figurative language	235
Simile	236
Metaphor	237
Personification	237
Hyperbole	238
Alliteration and assonance	238
Onomatopoeia	238
Idioms	239
24 The -ize have it	240

Part VI: Resources for everyone	243
Appendix 1—Word cards	245
Appendix 2—Latin and Greek morphemes	246
Appendix 3—Mnemonics	274
 <i>Glossary</i>	 281
<i>Bibliography</i>	285
<i>Index</i>	287

Figures and tables

Figures

0.1	Example sentence marked	4
0.2	<i>Grammar for Life</i> structure	6
1.1	Nouns example passage marked	19
2.1	Nouns and determiners example passage marked	22
3.1	Pronouns example sentence marked	29
3.2	Pronouns example passage marked	29
4.1	Subject-verb-object diagram	38
4.2	<i>The dog is running</i> basic diagram	40
4.3	<i>The dog is running</i> marked diagram	41
4.4	<i>The dog ate the bone</i>	42
4.5	<i>The dog feels happy</i>	43
4.6	<i>The dog has a kennel</i>	44
4.7	Example sentence with verb	49
4.8	Verbs example passage marked	51
5.1	Showing disagreement	56
5.2	Team singular	57
5.3	Team plural	57
6.1	Tense diagram	63
7.1	Determiner, adjective, noun, verb	70
7.2	Adjectives example sentence marked	78
7.3	Adjectives example passage marked	78
8.1	Adverbs example sentence marked	79
8.2	Adverbs example sentence marked	87
8.3	Adverbs example passage marked	87
9.1	How prepositions join words	89
9.2	Prepositions example sentence marked	99
9.3	Prepositions example passage marked	100
10.1	Conjunctions example passage marked	110
11.1	Simple Ken tree	113

11.2	Less simple Ken tree	114
11.3	Less simple Ken tree 2	114
11.4	Least simple Ken tree	115
11.5	Simple syntactic tree	117
11.6	Tree with phrases	118
11.7	Tree with determiner	119
11.8	Tree with adjective	120
11.9	Tree with adverb	121
11.10	Tree with preposition	122
11.11	Dragon sentence key	124
11.12	Dragon sentence with simple phrase structure	125
11.13	Dragon sentence key answered	126
11.14	Phrase structure tree expanded 1	127
11.15	Phrase structure tree expanded 2	128
11.16	Phrase structure tree expanded 3	128
12.1	Coordinate morphology diagram	132
12.2	Subordinate morphology diagram	133
13.1	Alphabet backwards card	143
14.1	Morphology diagram	157
15.1	Inflectional morphology diagram	165
15.2	Derivational morphology diagram	169
18.1	The literacy scale	200
18.2	Parts of a syllable	203
18.3	Nuclear knowledge diagram	206
18.4	Linear knowledge diagram	207
22.1	Doctor's scribble	233
23.1	Kanisza figure	235

Tables

0.1	Parts of speech	4
1.1	Common vs proper nouns	17
3.1	Pronouns	24
5.1	Agreement vs disagreement	53
5.2	Conjugating the verb <i>to study</i>	54
5.3	Conjugating the verb <i>to be</i>	55
5.4	Conjugating the verb <i>to be</i>	58
5.5	Conjugating the verb <i>to be</i> key	59

6.1	<i>To be</i> , past	67
6.2	<i>To be</i> , future	67
6.3	Parts of speech	69
7.1	Pronoun table	74
8.1	Parts of speech	88
9.1	Place prepositions list	91
9.2	Time prepositions list	92
10.1	Conjunctions	103
10.2	Subordinating conjunctions list	105
10.3	Common correlative conjunctions list	106
10.4	Parts of speech	111
12.1	Conjunctions	134
15.1	Irregular adjectives	168
15.2	Adjectives without -er/-est	168
15.3	Noun-forming suffixes	169
15.4	Adjective-forming suffixes	170
15.5	Verb-forming suffixes	170
15.6	Inflectional suffix example table	171
15.7	Noun-forming suffixes example table	171
15.8	Adjective-forming suffix example table	172
15.9	Verb-forming suffix example table	172
15.10	Inflectional suffixes key	174
17.1	Contractions	194
A.1	Word cards	245

Acknowledgements

There is always a linguist somewhere, willing to talk to you about language. None more so than Dick Hudson, Professor of Linguistics (Emeritus) at UCL, a man who has quietly and gently done more to promote the teaching of linguistics in schools than any other person alive. Despite being many years retired, he still found time to immediately answer any queries I sent him.

I must also thank the infinitely witty Anatoly Liberman, another scholar who never failed to answer my emails, be they calls for clarification or requests to poach his beautifully crafted sentences.

Writing my first book was, at times, an isolating experience. Not so this time round. My team of editors and consultants made themselves constantly available to me without complaint during the process. I am privileged to know such people. In alphabetical order, they are:

The gifted and interesting Bruce Bokor, who I met by chance through a kind friend. He has a rare talent for writing and for grasping information. Despite moving from one part of Thailand to another during the editing process, he sent timely and incredibly helpful notes on all the chapters in the book. He even assisted with the cover description, the bane of many an author's life and certainly a task synonymous with torture for me. I cannot bear to look at a final draft of a manuscript for some time after completing it. Writing 300 sparkingly positive words about it is almost impossible. Not with Bruce at hand, though. I am very lucky.

Chris Burdess, who was so very kind with *Spelling for Life*, once again provided invaluable advice for this book. Chris is one of those super-intelligent humans who exists on another level of cleverness altogether. He's also a cognitive scientist with a solid grounding in linguistics. We did our degrees together and he breezed through it. My favourite moment during the editing process was when he wrote 'Argh!' in response to something I got wrong. Love your work, Chris.

The human side of editing was personified in the equally intelligent Fiona Duffy—another linguist with academic aptitude coming out of her ears—and abundant in her critiques. Her beautifully handwritten and ever so gentle notes were a pleasure to read and I took *all* her advice.

Alphabetically last, but certainly not least, is Kenny Reay (aka Captain Pernickety). Not a linguist, but a molecular biologist and fellow Calvin and Hobbes enthusiast. How could I not take advice from him? His sharp mind picked up dozens of minute errors and seized on any opportunity to improve the text. All this was done rapidly and in the company of great silliness. My misuse of colons was referred to as 'colonic irritation', and his obsession with parenthetical commas 'continued unabated'. He was, and continues to be, a first-class conduit for procrastination.

Back in the last millennium, at a freezing cold boarding school, I was generally liked by my teachers for my academic ability, but not so much for my behaviour. I certainly wasn't as naughty as some fellow pupils, though, especially Shona Henderson, which makes it all the more pleasing to find that she is now my colleague and a leader in the field of education. She is a progressive educator whose grasp of pedagogy is expert. She has the ability to firmly help those around her achieve their potential. Her advice and support have been priceless to me. Our former housemistress would be turning in her grave if she were alive today, as the saying goes.

It would be remiss of me not to acknowledge my kind and patient publishers, Routledge. Once again they have given me the opportunity to bring my works up to a higher standard and to a wider audience.

My family, to whom my last book was dedicated, have once again supported me in so many ways. My husband managed to retain his usual mildness even when I disappeared as a wife and partner in the final weeks of manuscript production. My lovely girls willingly learned a whole new set of chores so that I might be able to concentrate better. My sister and brother-in-law looked after the girls above and beyond the call of duty. My brother came all the way over from Scotland and became our 'manny' for six months so that I could get the book written. My big sister encouraged me and openly showed admiration, even though she's far more admirable than I am. And of course Mum and Dad, always there for me.

This book is dedicated to my friends, all of whom I'm proud to know. Their names appear in the example sentences throughout the book, which is a good way of getting them all to buy it. Because they're my friends, they'll know perfectly well I'm joking.

Foreword

John Hattie

Within our teaching roles there are many areas that require specific expertise. If we have this expertise, we typically demand (nicely) that everyone else should have it; if we do not have it, we typically claim that we (and others) can survive very well without it! Linguistic knowledge—a deeper knowing about language—is one form of expertise whose necessity in the teacher’s arsenal is hotly debated. Why do I need to know linguistics to teach students about language, reading and writing? Surely it is about teaching the love of reading, the meaning, the story-telling, others argue. Yes, but the fundamentals of deeper love and understanding are the nature, accepted rules and beauty of language.

Spelling is a wonderful test of how much we need to know, as teachers, about linguistics. I spent some research time exploring the reasons why people cannot spell. There are twenty or so major reasons, but it requires some depth of linguistics know-how to understand these reasons (fricatives, semivowels, place assimilation, etc.). Our claim was that we could develop a computer-based assessment scheme to determine the profile and interactions of these twenty or so reasons a child may have for poor spelling. Then the programme would determine the appropriate ‘what-next’ for teachers to reduce their particular constellation of spelling problems; and retesting using the computer package could indicate the impact of these lessons. Our argument was that we could embed this depth of linguistics knowledge into the computer package—as it is unreasonable to expect all teachers to be expert at everything, such as in-depth knowledge of linguistics. Here was an opportunity to bring depth of knowledge into the classroom to augment teachers’ other expertise. But there was little appetite to support the teaching of spelling; and others argued that teachers should all know the linguistics to help students to spell.

We published an article recently looking at the Matthew effect in reading—the good readers get better and the poor readers do not—an effect that applies to many millions of students. The conclusion was simple: if you do not attain the fundamentals of reading by about the age of eight, it is very hard to catch up after this. We know that children start school with massive differences in language. Some start with 3,000–4,000 words on entry, increasing to 5,000+

by the end of Year 2; but some start with fewer than 1,000—what chance of catching up without dedicated and expert attention to language? There are so many opportunities, and missed opportunities, to enrich a child's language. For example, Blaiklock (2013) observed 582 mothers walking with young children—65 per cent of the children were in forward-facing pushchairs, 14 per cent in parent-facing pushchairs, 10 per cent were being carried and 10 per cent were walking. Parents were observed to speak to their children twice as much when parent-facing than when forward-facing.

So the question is: how much do teachers need to know about language and linguistics? Lyn Stone has provided an answer to this question with another most worthwhile book. She highlights the major grammar topics, makes them interesting, and provides great examples for use in the classroom. This book provides the resources and directions for linguistic discovery to occur. She explores the parts of speech, conjunctions, clauses, subordinate clauses, prefixes and suffixes, root and portmanteau words, punctuation and more. This book is not about linguistic legislation, but about the beauty and bases of language. She paints language as our window into the world. She dispels many myths (e.g. it can be fine to split an infinitive) and she boldly goes where so few venture!

This is the book for every teacher who wants the optimal ways to instil the basis of a love of language. It shows the way and provides the building blocks to reading, to speaking, to thinking and to participating in our society. Learning these language skills early will make it so much easier to learn later—as it is via language that we communicate ideas, listen to others and survive in classrooms. Further, this book can be particularly powerful for high school teachers, many of whose students will encounter these building blocks for the first time. Lyn Stone brings wit, joie de vivre, and a remarkable depth of knowing to an often maligned subject and provides the tools to teach it effectively in the classroom.

Blaiklock, K. (2013) Talking with children when using prams while shopping. *NZ Research in Early Childhood Education Journal*, 16: 15–28.

Introduction

As the old joke goes, ‘There are three types of people in this world: those who can count and those who can’t.’ I rank among those who can’t. In response to the derision I sometimes receive from those in the *can* category, I say, ‘Those are numbers. I do words.’

I have been thinking and talking about words as both an occupation and a preoccupation for over twenty-five years. When I talk to my pupils about words, I get the impression that they need to know certain things, and that if I teach them in a certain way, they are likely to remember and use those things in life.

This is how *Grammar for Life*, the first part of the book, came about. The main features of the book are:

- lessons for pupils
- knowledge for teachers
- resources for everyone

When I was teaching grammar, questions about morphology and punctuation inevitably arose. In response, I began compiling teaching materials from relevant resources, which I used to develop programmes of learning.

After testing these lessons and resources, I began to offer them as teacher-training workshops. It was then that I discovered another set of facts: teachers needed to attain a better knowledge of language, and if this knowledge was conveyed in a particular way, they were likely to remember and use that knowledge in their own teaching.

The lesson sections of this book (numbered 1–24) are supported by face-to-face and online courses as well as by a growing set of free YouTube videos.

This book is intended to be descriptive, while offering a range of essential facts about language and learning. I have tried not to be overly prescriptive, though I must declare my own intolerance towards certain linguistic phenomena. I have listed them below just to make the point that there is no such thing as a purely descriptive linguist:

- misuse and mis-teaching of the suffix -’s
- confusion over *your* and *you’re*

xx Introduction

- confusion over *their*, *they're* and *there*
- cute portmanteau words, especially for dogs (*labradoodle* and *spoodle* spring to mind)
- writing *definitely* as 'defiantly' or 'definately'
- using *extra-curricula* when *extra-curricular* is meant

My personal irritations aside, I am well aware that what I term *the misuse of language*, as listed above, is a failure of teaching that can be remedied.

There are doubtless other facets of language I find unacceptable at some level, but rather than sit and ruminate in an ivory tower, I set a goal to reach as many people as possible and facilitate both the teaching and learning of all aspects of language.

This is the essence of *Language for Life*.

Lyn Stone

Part I

Grammar for Life

Grammar for Life is the perfect name for a set of lessons on grammar, and these lessons live up to their name. Grammar is the key to how we use language in life, and the better the grammar, the better the life. Grammar is what makes language creative, allowing the highest form of intelligence.

Creative syntax combines words in novel ways and creative morphology combines word-blocks to make new words. Creative grammar permits the highest forms of verbal art: poetry, science, jokes, wise advice—as well as lies, nonsense and rabble-rousing. Grammar is probably the most important mental ability we have, and the one that distinguishes us most sharply from other animals. But, like any other ability, it doesn't come to us fully developed by Mother Nature. What grows naturally is just a small part of what adults need to function properly in the modern world. If you can't combine words or make new words comfortably, then life is limited.

How then can we help the next generation to the sophisticated grammar that modern society demands? This is where schools come in, and indeed the teaching of grammar has been one of the traditional functions of schools from the earliest days of literate society in the Middle East. In foreign languages, schools can teach children everything they need to know, at least at elementary levels; but in the native language, there's simply too much of it for schools to teach, item by item. Instead, schools can help by teaching children to talk about grammar, to think about it and to notice it. Armed with this mental skill, the skill of thinking about grammar, children can then learn much more easily from the language around them (and especially from their reading).

Unfortunately, all the English-speaking countries rejected the teaching

of grammar in the middle of the twentieth century, and are only just now starting to recognise its value again. So what can school teachers do about grammar, a subject that they themselves were never taught? This question is being asked throughout the Anglophone world, and in every country the answer is the same: teachers need imaginative and sensitive support from those who do know about grammar. They don't need a course in grammar; what they need is material that they themselves understand and that they can use immediately with a class. As every teacher knows, there's nothing like teaching something to deepen your own understanding of it. And of course at the same time, you're introducing the next generation to the fascinating world of grammar. What a privilege!

I congratulate Lyn Stone on building an excellent bridge between modern grammar and the primary classroom. The easy explanations, modelled analyses and classroom material should make it highly accessible to school teachers whose expertise lies elsewhere. Particularly important, in my opinion, are the very simple diagrams that she offers, for showing how the words in a sentence fit together to make a single unified meaning; syntax without diagrams is like geography without maps. Both teachers and pupils will appreciate these simple tools for exploring sentence structure; and maybe, in the long run, the children will even have these little diagrams in their minds in their more creative moments.

Richard A. Hudson, Emeritus Professor Linguistics,

Introduction

Why this section is particularly useful

Words help humans express their thoughts and ideas, and, like thoughts and ideas, words can cause complications.

The lessons in this book are by no means an exhaustive analysis of language and thought. They are intended as an introduction to grammar conventions.

We have lost so much of our formal teaching of grammar, both in schools and teachers' colleges, that the area is now somewhat murky and in some instances is even avoided. The purpose of this book is to assist in getting the teaching of grammar back on track.

Children come to school with many different ideas about grammar. Being understood in and understanding written language requires some knowledge of the jobs words do in sentences. These jobs are called the *parts of speech*. Too often, children know little more than the simplest definitions for a few parts of speech, e.g. ‘Nouns are naming words . . . verbs are doing words’.

Since they each have a job to do, it is also a good idea to study how words relate to each other in sentences. In linguistics, the study of the parts of speech and their relationships is called syntax. It is within this branch of linguistics that students are encouraged to become linguistic detectives (Haegeman, 1991).

In this section of the book, we will begin by defining, using and exploring the relationships between:

- nouns, determiners and pronouns
- verbs

Then we will take a slightly more in-depth look at verbs and explore how they relate to nouns and how they show time by covering:

- agreement
- tense

Finally, we will cover the remaining major parts of speech:

- adjectives
- adverbs
- prepositions
- conjunctions

Each lesson consists of the analysis of a particular part of speech and builds on the preceding lesson. The overall goal is to give pupils a bigger and bigger picture of how language operates. The benefit to pupils is that they become more adept and confident as readers and writers.

This process of relating words to one another and seeing how they form a network took inspiration from R.A. Hudson’s *Word Grammar* (2010). In my experience, people who have studied *Word Grammar* as part of other degrees, such as linguistics, teaching, speech pathology and psychology, often report great enjoyment of the subject. *Word Grammar* is fascinating and can be presented relatively simply. Pupils with whom I have conducted word-grammar-based lessons often provide similar positive feedback.

4 Grammar for Life

The syntax component of this book incorporates a simple set of marks, using a set of visual cues that identify the parts of speech and word relationships. This simple visual parsing is intended to serve as a form of scaffolding so that pupils quickly begin to recognise the various parts of speech. It is not intended to be slavishly memorised or tested. Indeed, as with any form of scaffolding, we are trying to move pupils beyond this system and into automaticity as quickly as possible.

Below is an example of a marked sentence. This sentence will be used throughout this part of the book.

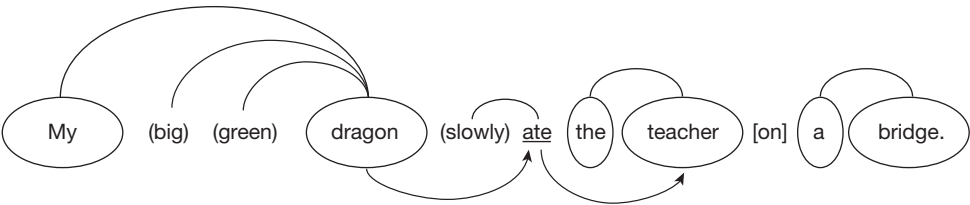


Figure 0.1 Example sentence marked

Table 0.1 Parts of speech

Parts of speech	Examples	Function	Description	Notes
Nouns (and determiners and pronouns)	town, rain, harmony, the, a, it, his, them	Universals	Together they form a complete thought and are the minimum requirement in any sentence.	When they appear together in sentences, they must <i>agree</i> .
Verbs	make, take, am, have, do			
Adjectives	charming, ill, miserable	Modifiers	They describe, intensify, limit or qualify other words.	Adjectives modify nouns, adverbs modify everything else.
Adverbs	funny, really, afraid, ever			
Prepositions	at, in, than	Relation-ship words	They carry within their meaning specific ways in which words relate to one another in sentences.	
Conjunctions	and, so, but			

This section looks at the definition of and relationships between six major parts of speech. The six parts of speech fall into the following three categories:

- universals
- modifiers
- relationship words

Lesson order

Determiners and pronouns are studied straight after nouns and are marked in the same way, since they signal the coming of nouns or take the place of nouns in sentences.

Once nouns and verbs have been discussed, agreement and tense are mentioned before the other parts of speech are discovered.

There are also categories into which many of the parts of speech can be divided (collective nouns, auxiliary verbs, demonstrative pronouns etc.), but the core lessons on the six major parts of speech are what we are dealing with in this book.

Beginners

If you're working with beginners, the concept of the parts of speech needs to be introduced. If you're working with pupils who have experience of the parts of speech, a brief introduction on the aims of the lessons is all that is required.

Example dialogue for beginners

Did you know that the words in our language all do jobs? For example, some words name things, some describe things, some show action? Can anyone think of any of the names we give to them? (NOUN, ADJECTIVE, PRONOUN, ETC.)

How do we know which names to give which words? (BECAUSE OF THE JOBS THEY DO WHEN WE SPEAK AND WRITE.)

The jobs that words do are called the parts of speech. Knowing the parts of speech will help you write and think more clearly.

By the end of these lessons, you will not only be able to name all the words in this example sentence:

My big green dragon slowly ate the teacher on a bridge.

You will also be able to show how they relate to one another.

The way you will show this is by using a simple set of marks. Each type of word has a particular mark. You will learn these as we go along. We will first use the example sentence. Then we will look at short passages. You will then create and mark your own example sentences.

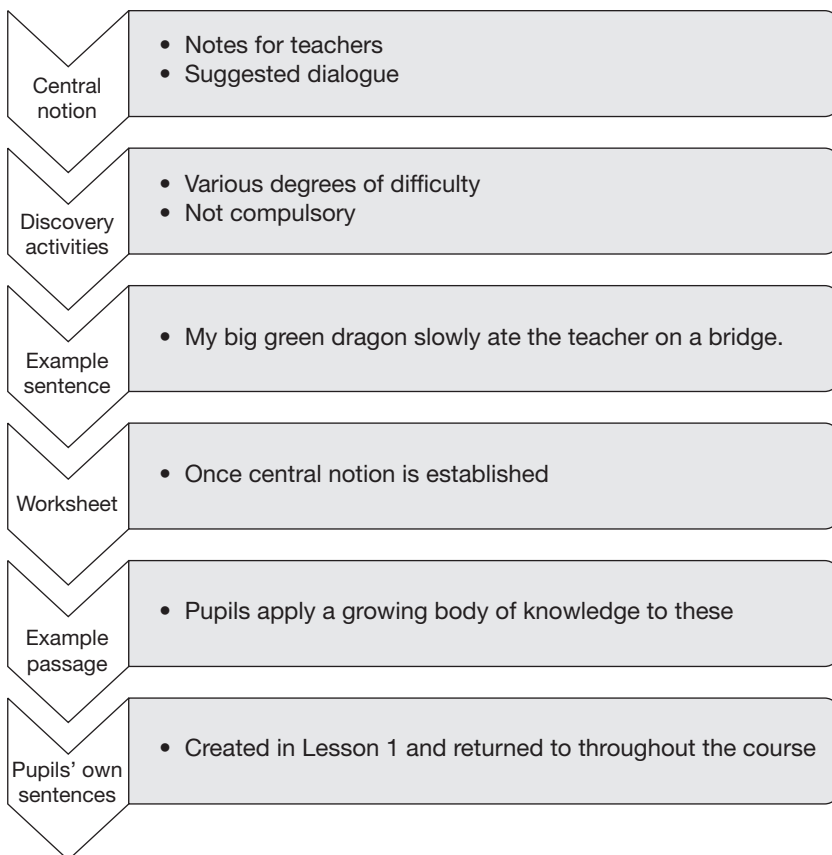


Figure 0.2 Grammar for life structure

Pacing

Each chapter has a central notion. This is the information that pupils need in order to continue through the programme. Teacher notes are also provided to assist with lesson planning.

Various discovery activities are offered in order to impart this central notion. The discovery activities are suggested ways in which pupils can master each concept. They provide a range of exercises before the worksheet is attempted. Some pupils may not have to complete all the activities before using the worksheet.

Once the central notion is established, pupils can attempt the worksheet. A key to each worksheet is provided for teachers.

Each lesson requires analysis of a passage. This can be done in pairs or groups, and the passage is intended to be discussed at length. Once a passage has been discussed, pupils return to their own sentences and perform the same analysis.

What isn't included

Interjections

Wow! Holy moly! Lawks-a-mussy! LOL! These have been deliberately omitted as they are neither generated by nor follow the same rules as the other parts of speech.

Lexical sub-categories

Interesting as vast lists of lexical sub-categories may be to anyone with the time and passion for further study, I felt I had to draw the line *somewhere*. Far be it from me to tell anybody precisely where to draw that line, but where I have stopped is where I deemed it fit—for various reasons.

This book does contain some lists, the most extensive of those being the list of morphemes I've compiled over the years. Teachers and pupils can use this resource as they see fit.

Tips on running the lessons

- 1 Select the discovery activity or activities you find most relevant.
- 2 In many cases, a suggested dialogue is offered, in a dialogue box (see 'Example dialogue for beginners' above).
- 3 Questions in the suggested dialogue are followed by typical answers (CAPITALS INSIDE BRACKETS) straight after the questions. If pupils don't give these answers, it's fine to simply give them the information.
- 4 Once the requisite discovery activities are done, distribute the relevant grammar worksheet and have your pupils complete the tasks within.
- 5 Extension activities are also provided. These delve further into language analysis and categorisation and are there for older or keener pupils. They are called extension activities because the subsequent parts of the course do not require knowledge of the information they present.

The Universals

In any human language, people talk about people and objects and what happens to them. There are classes of words that name things (nouns) and grammatically different classes of words that indicate actions or processes (verbs). This is natural. Communication could not take place without these principal elements, which is why I have called the section that deals with these two principal elements Universals.

Nouns are also closely linked to what linguists call *determiners*. The words traditionally known as the definite and indefinite articles (*the, a/an*) will be included as determiners in this analysis. Other words in that group are possessive pronouns, such as *my, his* and *our*, and demonstrative pronouns such as *this, that* and *those*. We will revisit these pronouns in the Pronouns lesson and will not shy away from including them in both classes, since their functions are so similar.

Any study of verbs will necessarily include a word or two about agreement and tense, as these concepts are the exclusive domain of verbs in English.

None of the following lessons is offered as an exhaustive linguistic analysis of English. They are merely written to ensure that knowledge gaps about word classes are filled with useful and hopefully interesting information.

The lessons in this section will cover:

- nouns
- determiners
- pronouns
- verbs
- agreement
- tense

This page intentionally left blank

1 Nouns

Definition

Nouns name people, places, things, feelings and ideas.

Etymology

Latin *nomen* 'name'. This is why when you *nominate* someone, you say their *name*.

Marking

Nouns in our example sentences will be circled.

Teacher resources

- Laminated word cards (Appendix 1)
- Nouns worksheet

Noun facts

Compound nouns

Some nouns comprise two words (club sandwich, soda pop, Loch Ness). Two words for one part of speech can be confusing. It happens with verbs too, as we will soon see (*will see* in the preceding phrase constituted one verb).

This process of recombination of words to form new concepts is a common device in language. It saves us having to invent completely new words. German is particularly adept at this and actually goes as far as leaving