

SPOT THE DIFFERENCES PUZZLES

for

LANGUAGE LEARNING FUN



Illustrations by Jan Tufford
Activities by David DeRocco

SPOT THE DIFFERENCES PUZZLES
for
LANGUAGE LEARNING FUN

SPOT THE DIFFERENCES PUZZLES **for** **LANGUAGE LEARNING FUN**

Illustrations by Jan Tufford

Activities by David DeRocco



© Copyright 1997 FULL BLAST Productions

IN CANADA

FB Productions
Box 408
Virgil, Ontario
L0S 1T0

IN THE UNITED STATES

FB Productions
Box 1297
Lewiston, New York 14092-8297

Photocopying rights are granted to the individual teacher or the single school purchasing the materials. A copy of this book purchased by an individual teacher is that teacher's property and can travel with her from school to school. A single copy of this book may not be kept at a resource center and used to service several schools. To be entitled to copy this book, a teacher in the school or the school itself must own an original copy. Please respect copyright.

Canadian Cataloguing in Publication Data

DeRocco, David, 1961-
Spot the differences: puzzles for language learning fun

ISBN 1-895451-29-9

1. English language - Problems, exercises, etc.-Juvenile literature. 2. Picture puzzles.
I. Tufford, Jan. II. Title.

PE1112.D476 1997 428.2'076 C97-932634-6

ISBN 1-895451-29-9

Printed in Canada

Table of Contents

Introduction

1) New Friends	1	26) Late for School	101
2) Summer Jobs and Saving Money	5	27) Learning to Ride a Bike	105
3) Exercising at the Gym	9	28) Celebrating at a Restaurant	109
4) Exam Day	13	29) Bowling	113
5) Movie Night	17	30) Shopping for Clothes	117
6) Visiting the Mechanic	21	31) Buying Jeans	121
7) Neighbors	25	32) Checkup at the Dentist	125
8) Buying the Newspaper	29	33) At the Bank	129
9) Picnic in the Park	33	34) Family Portrait	133
10) Chef at Work	37	35) In the Hospital	137
11) Brushing Your Teeth	41	36) Backing Up the Car	141
12) News on Television	45	37) Driver's Test	145
13) Caring for Baby	49	38) Visiting the Pharmacy	149
14) Spring Activities	53	39) Giving Directions	153
15) Receiving Flowers	57	40) Witnessing a Car Accident	157
16) Summer at the Beach	61	41) Taking the Subway	161
17) Renting an Apartment	65	42) Weather Report	165
18) Winter Storm	69	43) At the Airport	169
19) At the Gas Station	73	44) Heimlich Maneuver	173
20) At the Party	77	45) Grocery Shopping	177
21) Autumn Activities	81	46) On the Assembly Line	181
22) Punching Out	85	47) Traffic	185
23) At the Library	89	48) Job Interview	189
24) Making Breakfast	93	49) Visiting a New City	193
25) Checkup with the Doctor	97	50) On the Bus	197

INTRODUCTION

Spot the differences puzzles are the ones where you are given nearly identical drawings and you must spot the eight differences.

This book consists of 50 spot the differences puzzles. But it is more than just a puzzle book. Each of the 50 drawings is on a subject that students must know about: things like giving directions, taking a driver's test, going to see a doctor, going to a job interview or asking a question in class. Each unit is a self-contained lesson on one of these subjects.

To begin with each unit is four pages long. Students are first given a single, error free copy of the drawing, with which they identify objects in the drawing and brainstorm vocabulary. Next your students read a paragraph which tells the story of the drawing. Now your students come up with a title for the unit.

Page two has the two copies of the drawing, with and without missing items, and space to write down what they are.

Following this are a variety of vocabulary exercises and word puzzles. There is a cloze dictation and each unit provides a couple of personal interpretation questions, as well. There is a complete answer key.

This book may be used alone or with other thematically linked materials.



The Story

Kim was worried. Her family had moved to a new city. “Will I be able to make new friends,” she wondered. Kim’s mother and father told her that lots of kids lived in their new neighborhood. “You can make new friends,” they said. Kim was not convinced. Every morning she would sit on her porch and watch for children to walk by. Day after day, she would sit alone. Finally she grew bored. Kim went inside and grabbed a basketball. She started shooting baskets. Suddenly, she heard a voice behind her. “Can I play too?” a boy asked. Soon other kids arrived. After a long wait, Kim had made some new friends!

Eight Mistakes

There are 8 things missing from Picture Two that can be found in Picture One. Find the missing items and write down what they are.

Picture One



- 1) _____
- 2) _____
- 3) _____
- 4) _____

Picture Two



- 5) _____
- 6) _____
- 7) _____
- 8) _____

Word Power

Look at the words on the left. Fill in the blanks with words from the story that have a similar meaning.

- | | |
|--------------------|--------------------|
| 1) concerned _____ | 4) indoors _____ |
| 2) restless _____ | 5) relatives _____ |
| 3) relocated _____ | 6) pondered _____ |

Understanding What You Read

If you can, answer the following questions from memory. If you cannot, look back at the article.

1) Why was Kim worried?

2) Where would Kim sit every morning?

3) What would Kim do day after day?

4) What did Kim go inside to get?

Magic Word

Complete the fill-in-the-blanks exercise below. When you fill in the words on the chart, you will discover the Magic Word.

1)	_____	_____	_____	_____	_____	_____	_____
				2)	_____	_____	_____
			3)	_____	_____	_____	_____
			4)	_____	_____	_____	_____
		5)	_____	_____	_____	_____	_____

1) “You can make new _____,” they said.

2) Each morning she would sit on her _____.

3) Finally she grew _____.

4) Kim went inside and _____ a basketball.

5) She started _____ baskets.

MAGIC WORD: _____

Dictation

Follow along and fill in the blanks as the story is read to you.

Kim was worried. _____.

“Will I be able to make new friends,” she _____. Kim’s mother and father told her that lots of kids lived in their _____.

“You can make new friends,” they said. Kim was not convinced. Every morning she would sit on her porch and watch for children to walk by. Day after day, she would sit alone. Finally she grew bored. _____
_____. She started shooting baskets. Suddenly, she heard a voice behind her. “_____?” a boy asked. Soon other kids arrived. After a long wait, Kim had made some new friends!

Interpretation

- 1) Have you ever moved to a new place and had to make new friends? What was it like?
- 2) What is a good way to make new friends?

Answer Key

Eight Mistake: 1) Kim’s mouth 2) Kim’s thumb 3) Kim’s leg 4) cat in window 5) top of tree on right 6) pocket on boy’s pants 7) stripes on shirt of the person at left 8) line on driveway at top left

Word Power: 1) worried 2) bored 3) moved 4) inside 5) family, mother, father 6) wondered

Understanding What You Read:

- 1) Kim was worried because she wondered if she could make new friends.
- 2) Every morning Kim would sit on her porch.
- 3) Kim would sit alone on her porch and watch for children to walk by.
- 4) Kim went inside to get a basketball.

Magic Word: 1) friendS 2) Porch 3) bOred 4) gRabbed 5) shooTing MAGIC WORD: SPORT




The Story

“Sale. Twenty to thirty percent off.” That is what the sign said in the window of Norm’s Bike Shop. Paul and Dave had waited a long time for this day. Ever since they had seen the new mountain bikes in the window, they both had wanted one. But the price was always too high. Today would be different. All summer long the pair had worked on their grandfather’s farm. Paul had rode the tractor. Dave had fed the animals. They had each saved over \$200. Now the bicycles were on sale and they could finally afford to purchase them. Their hard work had paid off. As they walked inside Paul said to Dave, “Dave, let’s go buy ourselves some bicycles.”

Eight Mistakes


There are 8 things missing from Picture Two that can be found in Picture One. Find the missing items and write down what they are.

Picture One



- 1) _____
- 2) _____
- 3) _____
- 4) _____

Picture Two



- 5) _____
- 6) _____
- 7) _____
- 8) _____

Word Power

Look at the words on the left. For each, circle the letter of the word that has the closest meaning to the word on the left.

- | | | | |
|-------------|-----------|----------------|------------|
| 1) price | a) money | b) amount | c) cost |
| 2) purchase | a) own | b) buy | c) collect |
| 3) saved | a) bought | b) accumulated | c) reduced |

The Main Idea

Which of the following sentences best describes the main idea of this story?

- a) Working for family is a good way to save money.
- b) It is cheaper to buy things when they are on sale.
- c) Riding a tractor is easier than feeding animals.
- d) Working toward a goal is a good way to get what you want.

Sentences

Use the words below in a sentence that shows their meaning. You may use a dictionary.

- 1) percent _____
- 2) paid off _____
- 3) afford _____

Making Inferences

1) From the information above, we can infer that

- a) Paul and Dave were brothers.
- b) Paul and Dave were related.
- c) Paul was Dave's father.
- d) Their grandfather was a tough boss.

2) From the information above, we can infer that

- a) they were saving exactly 20 percent.
- b) they were saving exactly 30 percent.
- c) the bikes cost exactly \$200 each.
- d) they were saving between 20 and 30 percent.

3) From the information above, we can infer that

- a) Norm was a good friend.
- b) Norm was a grandfather.
- c) Norm owned a bike shop.
- d) Norm owned a farm.

Dictation

Follow along and fill in the blanks as the story is read to you.

“Sale. Twenty to thirty percent off.” _____ in the window of Norm’s Bike Shop. _____. Ever since they had seen the new mountain bikes in the window, they both had wanted one. But _____. Today would be different. All summer long the pair had worked on their grandfather’s farm. Paul had rode the tractor. _____. They had each saved over \$200. Now the bicycles were on sale and they could finally afford to purchase them. Their hard work had _____. As they walked inside Paul said to Dave, “Dave, let’s go _____.”

Interpretation

- 1) What is the one thing that you have owned in your life that has brought you the most joy? Explain.
- 2) If you could buy anything you wanted, what would you buy? Why?

Answer Key

Eight Mistakes:

1) the s in Norm’s 2) one of the wires holding up the sale sign 3) the line under Norm’s Bike Shop 4) the writing on the pocket of the pants of the boy on the left 5) the curl in the hair of the boy on the right 6) the stripes on the wall between the boys 7) the dot on the i in adios 8) the bicycle seat in the background

Word Power: 1) c 2) b 3) b

The Main Idea: d

Making Inferences: 1) b 2) d 3) c




The Story

A bead of sweat rolled down Cindy's forehead. Her body was beginning to warm up. Cindy had been walking on the treadmill for ten minutes. In five more minutes she would increase her speed and start jogging. Since joining the gym Cindy had been exercising every day. She always began her workouts by stretching. She also liked to lift weights and to ride the bicycles. But her favorite exercise was working on the treadmill. At first Cindy would walk on the treadmill for only ten minutes. Now she was able to jog on it for twenty minutes and today she was going to run longer than twenty minutes. Every step took her closer to her goal. Before long, Cindy would be ready to run a marathon!


Eight Mistakes

There are 8 things missing from Picture Two that can be found in Picture One. Find the missing items and write down what they are.

Picture One



Picture Two



- 1) _____
- 2) _____
- 3) _____
- 4) _____

- 5) _____
- 6) _____
- 7) _____
- 8) _____

The Main Idea

The main character in this story is:

- a) A weightlifter.
- b) Training for a marathon.
- c) Tired from working out.
- d) A fitness instructor at a gym.

Word Power

Look at the words on the left. Draw a line to the word on the right that has the closest meaning to the words on the left.

- | | |
|-------------|-------------|
| 1) sweat | a) ambition |
| 2) warm | b) run |
| 3) goal | c) heat |
| 4) jog | d) perspire |
| 5) exercise | e) ball |
| 6) bead | f) train |

Find-The-Words Puzzle

Find the words listed below on the puzzle. To find the words you may have to read from left-to-right, from right-to-left, upward, downward or diagonally.

E	F	O	R	E	H	E	A	D	J
X	A	W	O	R	K	O	U	T	S
E	V	G	O	A	L	B	W	N	J
R	O	M	B	M	O	F	O	P	O
C	R	Y	W	E	N	H	N	T	G
I	I	O	K	G	T	E	D	W	G
S	T	A	F	A	S	G	E	E	I
I	E	S	R	C	G	I	E	N	N
N	L	A	E	N	R	T	P	T	G
G	M	I	N	U	T	E	S	Y	C

- | | |
|------------|----------|
| exercising | favorite |
| minutes | jogging |
| forehead | workouts |
| twenty | speed |
| marathon | goal |

Dictation

Follow along and fill in the blanks as the story is read to you.

A bead of sweat rolled down Cindy's forehead. Her body was beginning to warm up.

_____. In

five more minutes she would increase her speed and start jogging. Since joining the gym

_____. She always began her

workouts by stretching. She also liked to lift weights and to ride _____

_____. But her favorite exercise was working on the treadmill.

At first Cindy would walk on the treadmill _____.

Now she was able to jog on it for twenty minutes and today she was going to run longer

than twenty minutes. _____.

Before long, Cindy would be ready to run a marathon!

Interpretation

- 1) What is your favorite way to exercise? Why?
- 2) Which is the most physically demanding sport? Discuss.

Answer Key

Eight Mistakes: 1) Cindy's right foot 2) a stripe on Cindy's towel 3) Cindy's earring 4) the arrow to the pool 5) part of the weight the person on his back is lifting 6) the towel on the floor near the person on his back 7) the arm of the person on the right 8) the gym bag on the floor near the person on the right

Word Power: 1) d 2) c 3) a 4) b 5) f 6) e

The Main Idea: b

Find-The-Words Puzzle:

E	F	O	R	E	H	E	A	D	
X	A	W	O	R	K	O	U	T	S
E	V	G	O	A	L			N	J
R	O						O		O
C	R					H		T	G
I	I				T		D	W	G
S	T			A			E	E	I
I	E		R				E	N	N
N		A					P	T	G
G	M	I	N	U	T	E	S	Y	




The Story

Jimmy put his hand up to ask a question. “I’m sorry,” explained Mrs. Crabtree. “No more questions. You have one hour to complete the test.” Jimmy put his hand down. Then he looked down at the paper in front of him. It was exam day at Grantham High School. Classes had ended the week before. Now students were back to complete their final test before summer vacation. Jimmy sat there holding his pen. Jimmy knew he hadn’t studied enough. Now he had fifty questions to answer. If he answered them correctly, he would pass the test. If he got the questions wrong, Jimmy would be spending his vacation in summer school! At that moment, Jimmy was wishing that he had studied more.

Eight Mistakes

There are 8 things missing from Picture Two that can be found in Picture One. Find the missing items and write down what they are.

Picture One



Picture Two



1) _____

2) _____

3) _____

4) _____

5) _____

6) _____

7) _____

8) _____

Word Power

Look at the words on the left. Fill in the blanks with words from the story that have the opposite meaning.

1) questions _____

2) back _____

3) dropping _____

4) fail _____

5) less _____

6) began _____