

# 101 <sup>MORE</sup> Illustrated Crossword Puzzles

Reproducible crossword puzzles for language learning fun!

## THEMES

		
OUTER SPACE	INSECTS	IN THE CITY
		
INSTRUMENTS	TAKING A TRIP	SAFETY
		
OPPOSITES	HEALTH CARE	SEA CREATURES

Activities by John F. Chabot  
Illustrations by Erik Millette

# 101 More Illustrated Crossword Puzzles



# 101 More Illustrated Crossword Puzzles

John F. Chabot  
Illustrations by Erik Millette



IN CANADA

FB Productions  
Box 408  
Virgil, Ontario  
L0S 1T0

IN THE UNITED STATES

FB Productions  
Box 1297  
Lewiston, New York 14092-8297

Photocopying rights are granted to the individual teacher or the single school purchasing the materials. A copy of this book purchased by an individual teacher is that teacher's property and can travel with her from school to school. A single copy of this book may not be kept at a resource center and used to service several schools. To be entitled to copy this book, a teacher in the school or the school itself must own an original copy.  
Please respect copyright.

Canadian Cataloguing in Publication Data

Chabot, John F., 1959-  
101 more illustrated crossword puzzles

ISBN 1-895451-31-0

1. Vocabulary - Problems, exercises, etc. 2. Crossword Puzzles. 3. English language - Textbooks for second language learners.\* I. Millette, Erik.  
II. Title. III. Title: One hundred one more illustrated crossword puzzles.

PE1449.C45 1999 428.1'076 C99-930267-1

Illustrations: Erik Millette

ISBN 1-895451-31-0  
Printed in Canada

# TABLE OF CONTENTS

INTRODUCTION	page i
UNIT ONE: OPPOSITES	page 1-1
UNIT TWO: OUTER SPACE	page 2-1
UNIT THREE: SAFETY	page 3-1
UNIT FOUR: SEA CREATURES	page 4-1
UNIT FIVE: TAKING A TRIP	page 5-1
UNIT SIX: IN THE CITY	page 6-1
UNIT SEVEN: INSECTS	page 7-1
UNIT EIGHT: MUSICAL INSTRUMENTS	page 8-1
UNIT NINE: HEALTH CARE	page 9-1
UNIT TEN: COMBINED	page 10-1

# INTRODUCTION

It has been well documented that crossword puzzles are an effective language teaching tool. Not to mention that they are enjoyable to complete. This ten unit book is designed to help English language learners, both first and second language and both young people and adults, to expand their vocabularies and, hopefully, to let them have fun doing it!

101 Illustrated Crossword Puzzles uses drawings as a visual stimulus to aid in vocabulary acquisition. This type of crossword puzzle works because a pictorial representation puts the word into context. The drawing shows the student what the word is. Result: the student has a picture in her mind of what the thing is.

The ten units in this book cover nine themes. The units are:

Unit One: Opposites

Unit Two: Outer Space

Unit Three: Safety

Unit Four: Sea Creatures

Unit Five: Taking A Trip

Unit Six: In The City

Unit Seven: Insects

Unit Eight: Musical Instruments

Unit Nine: Health Care

Unit Ten: Combined

The tenth unit is a combination of words from the first nine units.

Each of Units One through Nine features thirty arbitrarily chosen vocabulary words.

Each unit has ten crossword puzzles.

In Units One through Nine the first page of each unit has a list of thirty numbered sentences. Each vocabulary word is used in a sentence. The sentences aim to use the words in an every-day context. The teacher can decide how to use this feature. The numbers for the sentences correspond with a pictorial representation of that word on the following page.

The drawings page has the thirty words depicted pictorially. The vocabulary word is written beneath each drawing. And below that is a line for the student to write the word. Practicing spelling is the idea. The drawings page can serve as a handy reference tool when completing the crosswords.

Next comes three ten word puzzles with each vocabulary word used once. The illustrations are given with their position on the puzzle (e.g. D7). The word clues are in a row in random order between two rows of five illustrations each. The students match the picture and its word. If a student has difficulty, she can refer to the drawings page.

There are two fifteen word puzzles. Each word is used in one of the two puzzles. A checklist of the words in the puzzle is given.

Then there are three twenty word puzzles. Each word is used in two of the three puzzles. Again, a checklist is given.

Finally, there are two puzzles of the entire thirty word lesson. No checklist is given for these. These test the students recall not only for what the drawing is, but also how that word is spelled.

Unit Ten consists of eleven puzzles of twenty-four words each. The puzzles use a mixture of the words from the first nine units and a checklist is given.

Teachers may choose to not use all of the activity sheets in a given unit.

This book can be used with other thematically related materials.

There is a complete Answer Key included at the end of each lesson.





# UNIT 1

## OPPOSITES



# OPPOSITES


1. Steam was rising from the cup of coffee because it was so hot.
2. Jimmy is tall compared to Tony.
3. When on land, a turtle is a slow moving creature.
4. The door is closed.
5. The mountain is high. The valley is low.
6. The glass of root beer is full.
7. The board is straight.
8. The dog jumped over the fence.
9. A baby is young.
10. My father's short beard and haircut feel rough to touch.
11. A rock is hard.
12. The witch is ugly.
13. The bad dog growled and barked.
14. The sandwich is thick.
15. The barbell is heavy.
16. Since he has been on a diet, Martin has become thin.
17. Tony is short compared to Jimmy.
18. The dog crawled under the gate.
19. The nail is crooked.
20. The kitten with the ribbon is pretty.
21. The glass of root beer is empty.
22. My father's bald head is smooth.
23. The hot air balloon flew high in the sky.
24. The ice made my drink cold.
25. The door is open.
26. My grandfather is old.
27. The good dog sat quietly beside its master.
28. A feather does not weigh much. A feather is light.
29. A pillow is soft.
30. A rabbit can run fast.



1) hot



2) tall



3) slow



4) closed



5) low



6) full



7) straight



8) over



9) young



10) rough




11) hard



12) ugly



13) bad



14) thick



15) heavy



16) thin



17) short



18) under



19) crooked




20) pretty



21) empty



22) smooth



23) high



24) cold



25) open



26) old



27) good



28) light




29) soft



30) fast

# OPPOSITES 10A-1



A2



high

under



A8

D2



hard

empty



D9

D4




pretty

rough



A3

D7



slow

heavy



D1

A6




straight

short



D5

# OPPOSITES 10A-2



D6



hot



D9

over

A1



low



D3

good

D4



closed



D2

young

A5



crooked



A7

soft

A8




smooth



A3

thin

# OPPOSITES 10A-3



D3



tall



A7

light

A3



cold



D5

bad

A2



thick



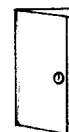
D1

ugly

A8



open



D8

old

D6



fast



A4

full