



# Critical Thinking Skills



## The Hundred Penny Box

Skills For Critical Thinking		Section Questions										Writing Tasks	Graphic Organizers
		1	2	3	4	5	6	7	8	9	10		
<b>LEVEL 1</b> Remembering	<ul style="list-style-type: none"> <li>Identify Story Elements</li> <li>Recall Details</li> <li>Match</li> <li>Sequence Events</li> </ul>	✓	✓	✓	✓	✓	✓	✓	✓	✓	✓	✓	✓
<b>LEVEL 2</b> Understanding	<ul style="list-style-type: none"> <li>Compare &amp; Contrast</li> <li>Summarize</li> <li>State Main Idea</li> <li>Describe</li> <li>Classify</li> </ul>	✓	✓	✓	✓	✓	✓	✓	✓	✓	✓	✓	✓
<b>LEVEL 3</b> Applying	<ul style="list-style-type: none"> <li>Plan</li> <li>Connection to Personal Experiences and Real Life</li> <li>Interview</li> <li>Infer Outcomes</li> </ul>	✓	✓	✓	✓	✓	✓	✓	✓	✓	✓	✓	✓
<b>LEVEL 4</b> Analysing	<ul style="list-style-type: none"> <li>Draw Conclusions</li> <li>Identify Supporting Evidence</li> <li>Motivations</li> <li>Identify Cause &amp; Effect</li> </ul>	✓	✓	✓	✓	✓	✓	✓	✓	✓	✓	✓	✓
<b>LEVEL 5</b> Evaluating	<ul style="list-style-type: none"> <li>State &amp; Defend An Opinion</li> <li>Make Judgements</li> </ul>	✓	✓	✓	✓	✓	✓	✓	✓	✓	✓	✓	✓
<b>LEVEL 6</b> Creating	<ul style="list-style-type: none"> <li>Predict</li> <li>Design</li> <li>Create</li> <li>Imagine Alternatives</li> </ul>	✓	✓	✓	✓	✓	✓	✓	✓	✓	✓	✓	✓

Based on Bloom's Taxonomy

# Contents



## TEACHER GUIDE

• Assessment Rubric .....	4
• How Is Our <b>Literature Kit™</b> Organized? .....	5
• Graphic Organizer .....	6
• Bloom's Taxonomy for Reading Comprehension .....	7
• Teaching Strategies .....	7
• Summary of the Story .....	8
• Vocabulary .....	9



## STUDENT HANDOUTS

• Spotlight on Sharon Bell Mathis .....	10
• Section Questions	
Section 1 .....	11
Section 2 .....	14
Section 3 .....	17
Section 4 .....	20
Section 5 .....	23
Section 6 .....	26
Section 7 .....	29
Section 8 .....	32
Section 9 .....	35
Section 10 .....	38
• Writing Tasks .....	41
• Word Search .....	44
• Comprehension Quiz .....	45



## EASY MARKING™ ANSWER KEY .....


## GRAPHIC ORGANIZERS .....

✓ **6 BONUS Activity Pages!** Additional worksheets for your students

Download a digital copy for use with your projection system or interactive whiteboard

- Go to our website: [www.classroomcompletepress.com/bonus](http://www.classroomcompletepress.com/bonus)
- Enter item CC2314
- Enter pass code CC2314D for Activity Pages..

**FREE!**



# Assessment Rubric



## The Hundred Penny Box

Student's Name: \_\_\_\_\_ Assignment: \_\_\_\_\_ Level: \_\_\_\_\_

	Level 1	Level 2	Level 3	Level 4
<b>Comprehension of Novel</b>	Demonstrates a limited understanding of the novel	Demonstrates some understanding of the novel	Demonstrates a considerable understanding of the novel	Demonstrates a thorough understanding of the novel
<b>Content</b> • Information and details relevant to focus	Elements are incomplete; key details missing	Some elements are complete; details missing	All required elements are complete; key details contain some description	All required elements are complete; enough description for clarity
<b>Style</b> • Effective word choice and originality • Precise language	Little variety in word choice. Language vague and imprecise	Some variety in word choice. Language somewhat vague and imprecise	Good variety in word choice. Language precise and quite descriptive	Writer's voice is apparent throughout. Excellent choice of words. Precise language
<b>Conventions</b> • Spelling, language, capitalization, punctuation	Errors seriously interfere with the writer's purpose	Repeated errors in mechanics and usage	Some errors in convention	Few errors in convention

**STRENGTHS:**

**WEAKNESSES:**

**NEXT STEPS:**



# Teacher Guide

Our resource has been created for ease of use by both **TEACHERS** and **STUDENTS** alike.

## Introduction

**O**ur literature kit is designed to give the teacher a number of helpful ways of making the study of this novel a more enjoyable and profitable experience for the students. Our guide features a number of useful and flexible components, from which the teacher can choose. It is not expected that all of the activities will be completed.



are asked to give thoughtful consideration of the text through creative and evaluative short-answer questions and journal prompts.

Six **Writing Tasks** and three **Graphic Organizers** are included to further develop students' critical thinking and writing skills, and analysis of the text. (See page 6 for suggestions on using the *Graphic Organizers*.) The **Assessment Rubric** (page 4) is a useful tool for evaluating students' responses to the Writing Tasks and Graphic Organizers.

One advantage to this approach to the study of a novel is that the student can work at his or her own speed, and the teacher can assign activities that match the student's abilities.

Our literature kit divides the novel by sections and features reading comprehension and vocabulary questions. Themes include family values, adapting to a changing home environment, family relationships, and a friendship that involves a great difference in the characters' ages. The Hundred Penny Box provides a wealth of opportunity for classroom discussion because of its vivid portrayal of the central characters, Aunt Dew and Michael, and their bond that will change him for the rest of his life.

## How Is Our Literature Kit™ Organized?

### STUDENT HANDOUTS

**Chapter Activities** (in the form of reproducible worksheets) make up the majority of this resource. For each group of chapters, there are BEFORE YOU READ activities and AFTER YOU READ activities.

- The BEFORE YOU READ activities prepare students for reading by setting a purpose for reading. They stimulate background knowledge and experience, and guide students to make connections between what they know and what they will learn. Important concepts and vocabulary from the chapter(s) are also presented.
- The AFTER YOU READ activities check students' comprehension and extend their learning. Students



#### Teacher Guide

- Information and tools for the teacher



#### Student Handout

- Reproducible worksheets and activities




#### Easy Marking™ Answer Key


- Answers for student activities

### EASY MARKING™ ANSWER KEY

Marking students' worksheets is fast and easy with this **Answer Key**. Answers are listed in columns—just line up the column with its corresponding worksheet, as shown, and see how every question matches up with its answer!



Every question matches up with its answer!





# 1,2,3

## Graphic Organizers

The three **Graphic Organizers** included in this **Literature Kit™** are especially suited to a study of **The Hundred Penny Box**. Below are suggestions for using each organizer in your classroom, or they may also be adapted to suit the individual needs of your students. The organizers can be used on a projection system or interactive whiteboard in teacher-led activities, small group activities, and/or photocopied for use as student worksheets. To evaluate students' responses to any of the organizers, you may wish to use the **Assessment Rubric** (on page 4).

**Characters, Places and Times**

Read the description in the boxes below. Fill in the name, place or event that best fits the description. Give a reason for your choice.

A Good Friend	A Precious Belonging	A Durable Person
Describe	Describe	Describe
Reason	Reason	Reason

A Sad Time	A Beautiful Home	An Unusual Event
Describe	Describe	Describe
Reason	Reason	Reason

### CHARACTERS, PLACES, AND TIMES

Students are asked to select a character, place or event that matches the descriptors, and give a reason for their choice. The teacher may choose to do this analysis with a small group of students who are ready for this activity or as a whole group with strong direction from the teacher. Students will identify aspects of the personality of the characters, features of a particular setting, and provide details of emotional events. An enrichment activity might include a similar exercise comparing these traits with another novel with which the students are familiar.

Found on Page 53.

### CHARACTER DESCRIPTIONS

Each character in this novel has a change of lifestyle when Aunt Dew comes to live with the family. Throughout the novel, we watch the characters struggle with their life situation and get a glimpse of the qualities they possess as parents, a young boy, and an old woman — all of whom are trying to function within this family.

Found on Page 54.

**Character Descriptions**

Match the adjectives in the list to the characters you think they best describe. Write each word in the appropriate circle. Some adjectives may describe more than one person.

Adjectives	Aunt Dew	Michael	John (father)	Ruth (mother)
friendly				
thoughtful				
wise				
respected				
careless				
kind				
helpful				
hardworking				
patient				
interested				
less				
strong				
creative				
careful				
protective				
prudent				
tolerant				
loved				
impatient				

**Map It Out**

Make a story map by finishing each sentence in the center box. Draw a picture of your favorite part.

Setting: The story takes place...	Character: The main characters are...

Title of story:  
Author:

Problem: The main problem is...	Solution: The problem was solved by...

### MAP IT OUT

*The Hundred Penny Box* is a heartwarming novel dealing with themes of family values and a special friendship that crosses age barriers. This novel has an unusual setting (mainly in the bedroom of the family home), and a developing story of Michael trying to protect Aunt Dew's penny box from his mother's wishes to replace or destroy it. In Map It Out, students are asked to complete each section with details from the novel.

Found on Page 55.