



Over 10 Million Copies in Print!

COMPREHENSIVE CURRICULUM of Basic Skills

Everything
you need for
first-grade
success!

GRADE

1

Math

Reading

Reading
Comprehension

English

Writing

Current
State
Standards

Over 10 Million Copies in Print!

COMPREHENSIVE CURRICULUM of Basic Skills



Thinking Kids®
Carson-Dellosa Publishing LLC
Greensboro, North Carolina

Thinking Kids®
Carson-Dellosa Publishing LLC
P.O. Box 35665
Greensboro, NC 27425 USA

© 2016 Carson-Dellosa Publishing LLC. Except as permitted under the United States Copyright Act, no part of this publication may be reproduced, stored, or distributed in any form or by any means (mechanically, electronically, recording, etc.) without the prior written consent of Carson-Dellosa Publishing LLC. Thinking Kids® is an imprint of Carson-Dellosa Publishing LLC.

Printed in the USA • All rights reserved.
02-006171151

ISBN 978-1-4838-3315-6

Reading

• Alphabet	7
• Consonants	12
• Vowels	31
• Consonant Blends	55
• Rhyming	65
• Alphabetical Order	67
• Compound Words	75
• Names	81
• Plurals	84

Reading Comprehension

• Word Clues	88
• Following Directions	99
• Classifying	101
• Sequencing	123
• Comprehension	130
• Books	190

English

• Nouns and Verbs	192
• Adjectives	202
• Synonyms	208
• Antonyms	216
• Homophones	226
• Abbreviations	228
• Sentences	229
• Punctuation	240
• Vocabulary	242

Spelling

• Color Names	250
• Animal Names	257
• Things That Go	263
• Clothing Words	271
• Food Names	277
• Number Words	285
• Action Words	291
• Sense Words	298
• Weather Words	304
• My World	310
• The Parts of My Body	316

TABLE OF CONTENTS

• Opposite Words	321
• More Action Words	328
• People Words	333

Math

• Number Recognition	338
• Sequencing	353
• Addition	362
• Subtraction	370
• Addition and Subtraction	376
• Place Value	393
• Counting by Fives and Tens	397
• Two-Digit Addition and Subtraction	401
• Shapes	403
• Classifying	416
• Patterns	423
• Fractions	429
• Tracking	436
• Time	440
• Money	447
• Measurement	453

Appendix

• Glossary	455
• Answer Key	458
• Teaching Suggestions	529
• Index	542

READING



Name, Address, Phone Number

This book belongs to

I live at

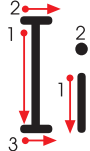
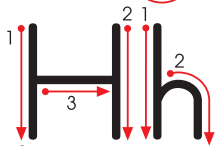

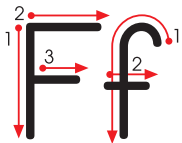
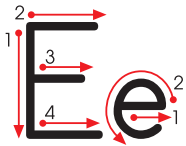
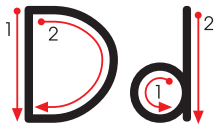
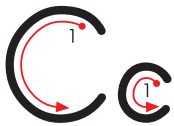

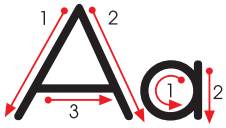
The city I live in is

The state I live in is

My phone number is

Review the Alphabet

Directions: Practice writing the letters.



Handwriting practice lines for the letters Aa, Bb, Cc, Dd, Ee, Ff, Gg, Hh, and Ii. Each letter is followed by three sets of lines: a solid top line, a dashed middle line, and a solid bottom line.

Review the Alphabet

Directions: Practice writing the letters.

Jj

Kk

Ll

Mm

Nn

Oo

Pp

Qq

Rr

Review the Alphabet

Directions: Practice writing the letters.

Ss

Tt

Uu

Vv

Ww

Xx

Yy

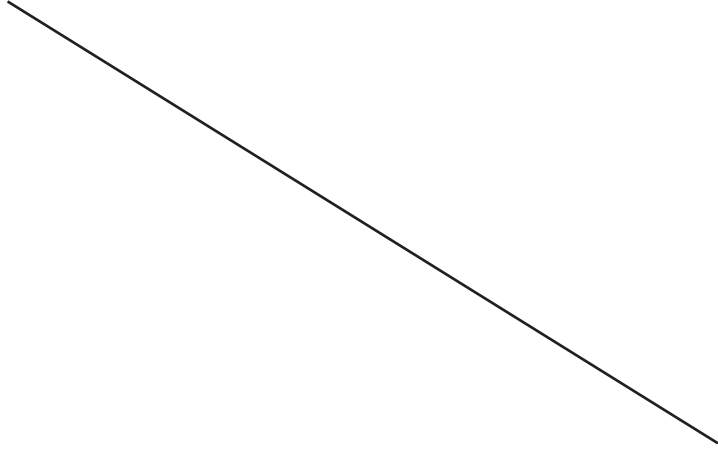
Zz

Handwriting practice lines for the letters Ss, Tt, Uu, Vv, Ww, Xx, Yy, and Zz. Each letter is followed by three sets of lines: a solid blue top line, a dashed pink middle line, and a solid blue bottom line.

Letter Recognition

Directions: In each set, match the lowercase letter to the uppercase letter.

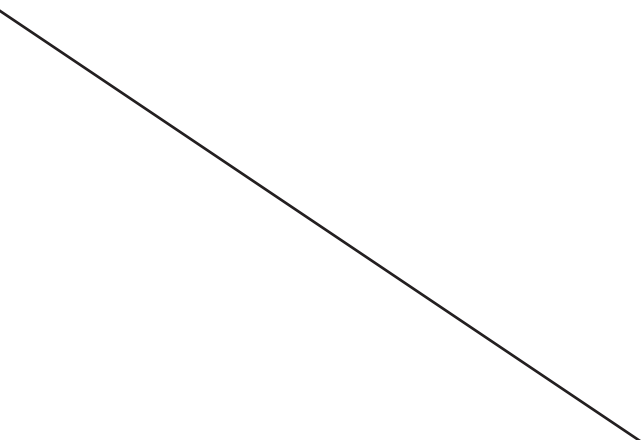
a		C
f		H
c		J
h		E
e		A
j		F
g		D
b		B
i		M
d		G
k		I
l		L
m		K



Letter Recognition

Directions: In each set, match the lowercase letter to the uppercase letter.


n	U
s	P
p	R
u	Q
r	N
q	S
t	V
y	O
v	T
o	W
x	Z
w	Y
z	X




Beginning Consonants: *Bb, Cc, Dd, Ff*

Beginning consonants are the sounds that come at the beginning of words. Consonants are the letters **b, c, d, f, g, h, j, k, l, m, n, p, q, r, s, t, v, w, x, y, and z.**

Directions: Say the name of each letter. Say the sound each letter makes. Circle the letters that make the beginning sound for each picture.




Bb



Cc



Dd




Ff



Bb Dd



Ff Cc




Cc Dd



Ff Bb




Bb Dd



Ff Cc



Cc Dd



Ff Bb

Beginning Consonants: *Bb, Cc, Dd, Ff*

Directions: Say the name of each letter. Say the sound each letter makes. Draw a line from each letter to the picture that begins with that sound.

Ff

Dd

Cc

Bb

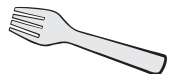



Dd

Ff


Cc

Bb




Beginning Consonants: Gg, Hh, Jj, Kk

Directions: Say the name of each letter. Say the sound each letter makes. Trace the letter pair that makes the beginning sound in each picture.



Gg




Hh



Jj



Kk




Kk

Hh



Gg

Kk



Gg

Hh




Jj

Gg

Beginning Consonants: Gg, Hh, Jj, Kk

Directions: Say the name of each letter. Say the sound each letter makes. Draw a line from each letter pair to the picture that begins with that sound.

Gg




Kk



Hh




Jj



Kk



Hh



Jj




Gg



Beginning Consonants: *Ll, Mm, Nn, Pp*

Directions: Say the name of each letter. Say the sound each letter makes. Trace the letters. Then, draw a line from each letter pair to the picture that begins with that sound.




Ll



Mm



Nn



Pp

Ll




Mm



Nn



Pp




Beginning Consonants: *Ll, Mm, Nn, Pp*

Directions: Say the name of each letter. Say the sound each letter makes. Trace the letter pair that makes the beginning sound in each picture.




Ll




Mm



Nn




Pp




Mm Ll



Mm Pp




Ll Nn



Pp Mm

Beginning Consonants: Qq, Rr, Ss, Tt


Directions: Say the name of each letter. Say the sound each letter makes. Trace the letter pair in the boxes. Then, color the picture that begins with that sound.




Qq





Rr




Ss




Tt




Tt



Qq



Rr



Ss

Beginning Consonants: Qq, Rr, Ss, Tt


Directions: Say the name of each letter. Say the sound each letter makes. Draw a line from each letter pair to the picture that begins with that sound.

Qq

Ss

Rr

Tt



Tt

Ss

Rr

Qq




Beginning Consonants: Vv, Ww, Xx, Yy, Zz

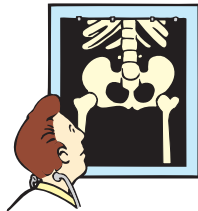
Directions: Say the name of each letter. Say the sound each letter makes. Trace the letters. Then, draw a line from each letter pair to the picture that begins with that sound.



Vv



Ww



Xx



Yy



Zz



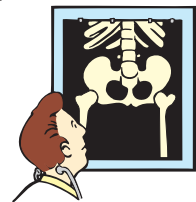
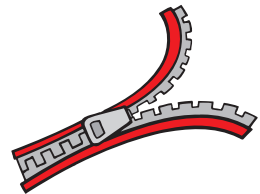
Vv

Ww

Xx

Yy

Zz



Beginning Consonants: Vv, Ww, Xx, Yy, Zz

Directions: Say the name of each letter. Say the sound each letter makes. Then, draw a line from each letter pair to the picture that begins with that sound.

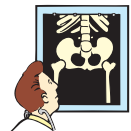

Vv

Zz

Xx

Yy

Ww




Vv

Zz

Yy


Ww

Xx




Review

Directions: Help Meg, Kent, and their dog, Sam, get to the magic castle. Trace each capital consonant letter and write the lower-case consonant next to it. Say the sound each consonant makes.

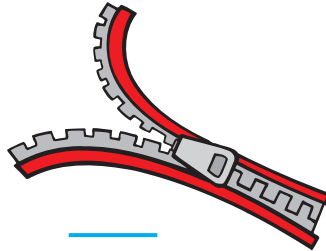


Review

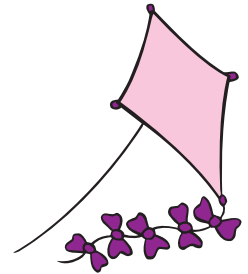
Directions: Write the letter that makes the beginning sound for each picture.



____ ar




____ ipper




____ ite




____ etter



____ oat




____ ose




____ un



____ ouse



____ urtle



____ oat



____ ar









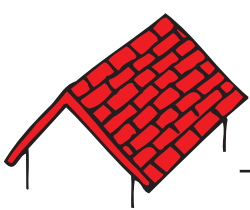

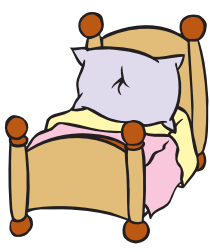



____ og

Ending Consonants: *B*, *D*, and *F*


Ending consonants are the sounds that come at the ends of words.

Directions: Say the name of each picture. Then, write the letter that makes the **ending** sound for each picture.

 _____	 _____	 _____
 _____	 _____	 _____
 _____	 _____	 _____
 _____	 _____	 _____

Ending Consonants: G, M, and N

Directions: Say the name of each picture. Draw a line from each letter to the pictures that end with that sound.




g




m



n




g



m






n




Ending Consonants: K, L, and P

Directions: Trace the letter in each row. Say the name of each picture. Then, color the pictures in each row that end with that sound.


k



l



p



Ending Consonants: R, S, T, and X


Directions: Say the name of each picture. Then, circle the ending sound for each picture.




r s t x




r s t x



r s t x



r s t x



r s t x



r s t x




r s t x



r s t x

Beginning and Ending Consonants


Directions: Say the name of each picture. Draw a **blue** circle around the picture if it **begins** with the sound of the letter below it. Draw a **green** triangle around the picture if it **ends** with the sound of the letter below it.




w



l




m



k



n



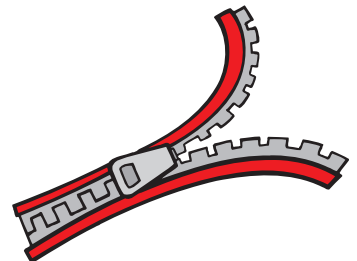
v



t




s



z

Beginning and Ending Consonants


Directions: Say the name of each picture. Draw a triangle around the letter that makes the **beginning** sound. Draw a square around the letter that makes the **ending** sound. Color the pictures.



o r t



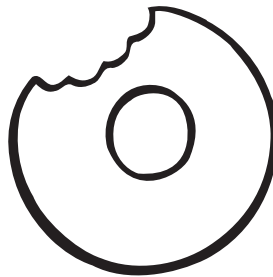
f d w




v t b




x c r



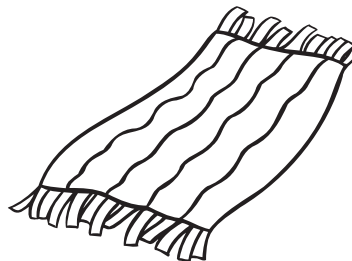
t g d



d a k



l m h







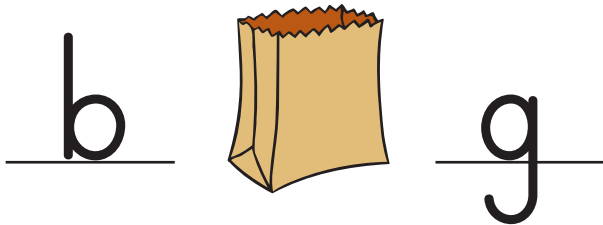
x g r



p t v

Beginning and Ending Consonants

Directions: Say the name of each picture. Write the beginning and ending sounds for each picture.



Short Vowels



Vowels are the letters **a**, **e**, **i**, **o**, and **u**. Short **a** is the sound you hear in **ant**. Short **e** is the sound you hear in **elephant**. Short **i** is the sound you hear in **igloo**. Short **o** is the sound you hear in **octopus**. Short **u** is the sound you hear in **umbrella**.

Directions: Say the short vowel sound at the beginning of each row. Say the name of each picture. Then, color the pictures that have the same short vowel sound as that letter.


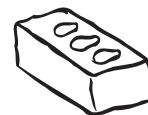
a



e




i



o








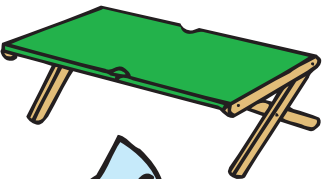






u



Short Vowel Sounds

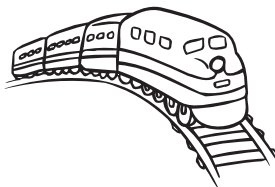

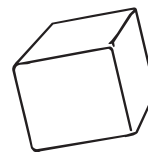
Directions: There are three pictures in each box. The words that name the pictures have missing letters. Write **a**, **e**, **i**, **o**, or **u** to finish the words.

 <p>p ____ n</p>  <p>p ____ n</p>  <p>p ____ n</p>	 <p>b ____ g</p>  <p>b ____ g</p>  <p>b ____ g</p>
 <p>c ____ t</p>  <p>c ____ t</p>  <p>c ____ t</p>	 <p>h ____ t</p>  <p>h ____ t</p>  <p>h ____ t</p>

Long Vowels

Vowels are the letters **a**, **e**, **i**, **o**, and **u**. Long vowel sounds say their own names. Long **a** is the sound you hear in **hay**. Long **e** is the sound you hear in **me**. Long **i** is the sound you hear in **pie**. Long **o** is the sound you hear in **no**. Long **u** is the sound you hear in **cute**.

Directions: Say the long vowel sound at the beginning of each row. Say the name of each picture. Color the pictures in each row that have the same long vowel sound as that letter.

a**e****i****o****u**

Long Vowel Sounds

Directions: Write **a**, **e**, **i**, **o**, or **u** in each blank to finish the word.
Draw a line from the word to the picture.






c _____ ke

r _____ se

k _____ te

k _____ y



m _____ le





Words with A

Directions: Each train has a group of pictures. Write the word that names the pictures. Read your rhyming words.

These trains use the short **a** sound, as in the word **cat**:



These trains use the long **a** sound, as in the word **lake**:



Short and Long Aa


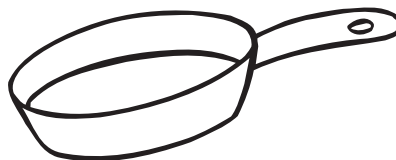



Directions: Say the name of each picture. If it has the short **a** sound, color it **red**. If it has the long **a** sound, color it **yellow**.



a




a



Words with *E*

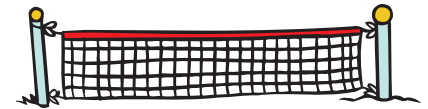
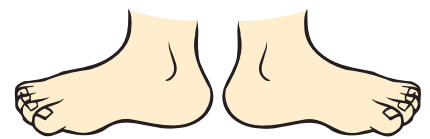

Directions: Short **e** sounds like the **e** in **hen**. Long **e** sounds like the **e** in **bee**. Look at the pictures. If the word has a short **e** sound, draw a line to the **hen** with your **red** crayon. If the word has a long **e** sound, draw a line to the **bee** with your **green** crayon.




hen



bee



10



Short and Long Ee






Directions: Say the name of each picture. Circle the pictures that have the short **e** sound. Draw a triangle around the pictures that have the long **e** sound.



e




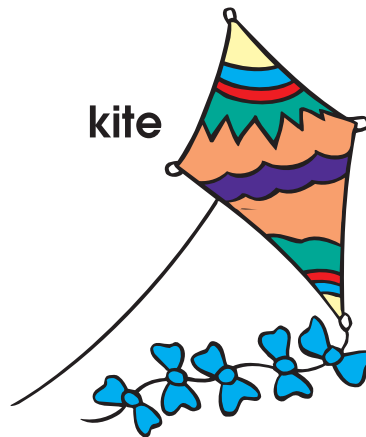

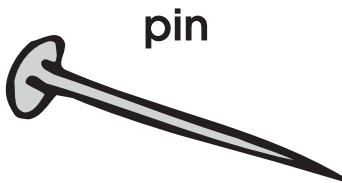


e



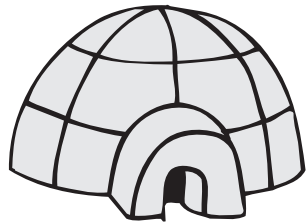
Words with /

Directions: Short **i** sounds like the **i** in **pig**. Long **i** sounds like the **i** in **kite**. Draw a circle around the words with the short **i** sound. Draw an **X** on the words with the long **i** sound.



Short and Long *i*


Directions: Say the name of each picture. If it has the short **i** sound, color it **yellow**. If it has the long **i** sound, color it **red**.





i




i



6



5




Words with O

Directions: The short **o** sounds like the **o** in **dog**. Long **o** sounds like the **o** in **rope**. Draw a line from the picture to the word that names it. Draw a circle around the word if it has a short **o** sound.



hot dog




fox



blocks







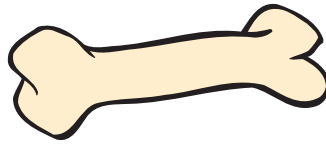

rose



boat


Short and Long Oo

Directions: Say the name of each picture. If the picture has the long **o** sound, write a **green L** on the blank. If the picture has the short **o** sound, write a **red S** on the blank.



Words with U

Directions: The short **u** sounds like the **u** in **bug**. The long **u** sounds like the **u** in **blue**. Draw a circle around the words with short **u**. Draw an **X** on the words with long **u**.



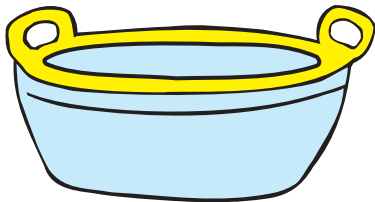
rug



cup



music




tub



suit



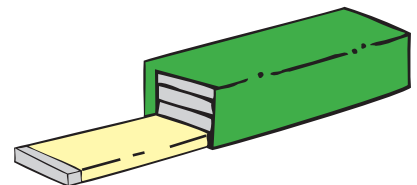
glue



bug



puppy




gum

Short and Long Uu

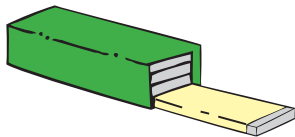
Directions: Say the name of each picture. If it has the long **u** sound, write a **u** in the **unicorn** column. If it has the short **u** sound, write a **u** in the **umbrella** column.




u




u











Super Silent E

When you add an **e** to the end of some words, the vowel changes from a short vowel sound to a long vowel sound. The **e** is silent.

Example: rip + **e** = ripe



Directions: Say the word under the first picture in each pair. Then, add an **e** to the word under the next picture. Say the new word.




pet





tub






man






kit






pin





cap




Short and Long Vowels

Directions: Say the name of each picture. On each line, write the vowel that completes the word. Color the short vowel pictures. Circle the long vowel pictures.

a e i o u



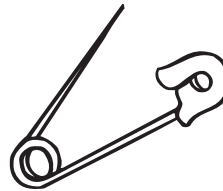
j _____ g




t _____ pe




l _____ af




p _____ n



l _____ ck



c _____ t



c _____ be



b _____ ll



k _____ te



r _____ pe


Short and Long Vowel Sounds

Directions: Cut out the pictures below. If the vowel has a **long** sound, glue it on the **long** vowel side. If the vowel has a **short** sound, glue it on the **short** vowel side.

Short

Long

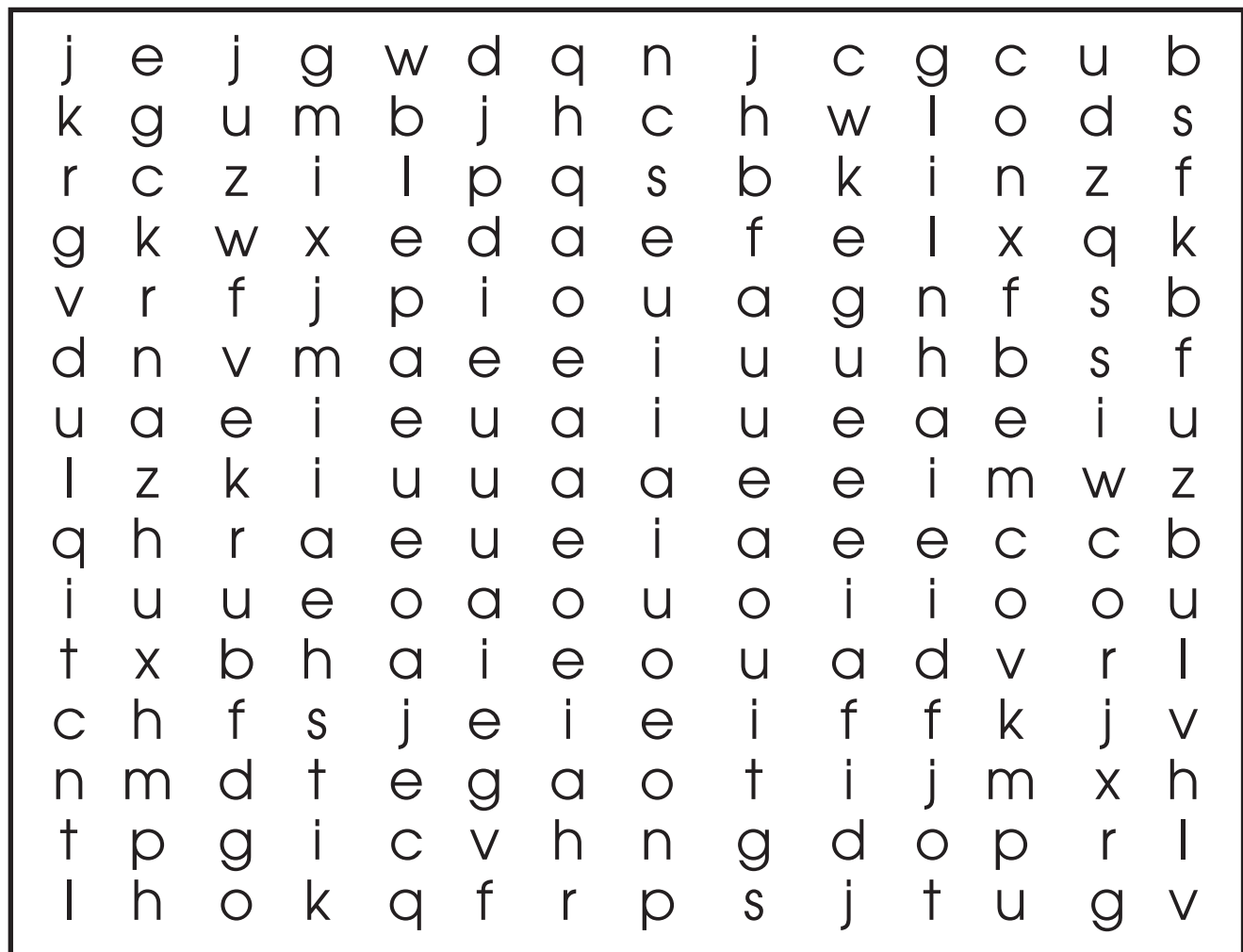
cut ✂




Page is blank for cutting exercise on previous page.

Review

Directions: Color all of the vowels black to discover something hidden in the puzzle.



What was hidden?




Review

Directions: Circle the word if it has a long vowel sound.

Remember: A long vowel says its name.




feet




snake




cup



hose



tie




hat



dog



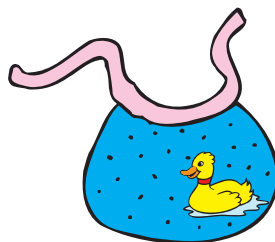
rake



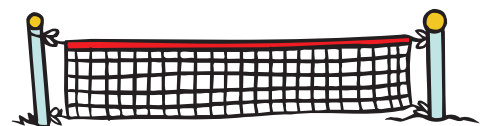
bug



bone



bib



net

Review

Directions: On each line, write the vowel that completes the word.

a

e

i


o

u



c____t

b____k____




sm____k____

tr____



c____b

p____n




m____m

b____b



d____d

d____ck



Review

Directions: Circle the **long vowel** words with a **red** crayon.
Underline the **short vowel** words with a **blue** crayon.

Remember: The vowel is long if:

- There are two vowels in the word. The first vowel is the sound you hear.
- There is a "super silent e" at the end.

cub

red

coat

bite

cube

cage

cat

mean

rake

bit

cot

hen

leaf

feet

key

pen

web

bee

nest

boat

fox

rose

dog

pig

My Vowel List

Keep this list handy, and add more words to it.

short a
(ă as in **cat**)

long a
(ā as in **train**)

short e
(ĕ as in **get**)

long e
(ē as in **tree**)

short i
(ĭ as in **pin**)

long i
(ī as in **ice**)

short o
(ŏ as in **cot**)

long o
(ō as in **boat**)

short u
(ŭ as in **cut**)

long u
(ū as in **cube**)
